

CLARK

WP

ELECTRIC 24 VOLT



Max Load Capacity
3000 lbs.
(1360 kg)

CLARK

WP STANDARD FEATURES & BENEFITS



ERGONOMIC STEER/CONTROL HANDLE

- **Solid steel tubing**
 - Solid steel tubing arm and handle designed to outlast cast aluminum or plastic designs.
- **Operator Control**
 - Handle offers travel, lift and lower functions all accessible without the operator having to lift a hand from the handle.
- **Angle grips**
 - Designed to allow easy operation with either hand.
- **Wrap around steel guard**
 - Reversing switch, thumb control, and horn are standard.
- **Minimum steering effort**
 - Low mounted tiller arm offers excellent operator comfort.
- **Gas assisted spring handle**
 - Gently returns handle to vertical position.
- **Crawl speed function**
 - With the steer handle at 5° back-tilt from vertical position operator has ease of use in tight areas.

DRIVE MOTOR


- 24-Volt permanent magnet DC drive motor increases efficiency and duty cycle.

BRAKES

- Parking brake is automatically applied when truck stops and handle is released.


HYDRAULIC SYSTEM

- Lift cylinder has durable, chrome-plated lift rod provides smooth lifting and lowering.



Available Equipment

- Variety Of Fork Sizes (27" X 48" Is Standard)
- Fork Widths: 18", 22", 27" (Standard)
- Fork Lengths: 32" (Popular for Beverage Industry), 36", 42", 48" (Standard), 60"
- Load Back Rest - 48" or 60"
- Optional Adjustable, Non-Marking Poly-Stabilizing Pads



SERVICEABILITY

- Removable one piece power head cover allows for easy maintenance.

Notes

Performance may vary +5% and -10% due to motor and systems efficiency tolerance. The performance shown represents nominal values which may be obtained under typical operating conditions with a standard machine.

ANSI/ITSDF and Insurance Classification

Standard truck meets all applicable mandatory requirements of Part III-ANSI/ITSDF B56.1 Safety Standard for Powered Industrial Trucks (latest edition at time of manufacture.)

Users should be aware of, and adhere to, applicable codes and regulations regarding operator training, use, operation and maintenance of powered industrial trucks, including:

- ANSI/ITSDF B56.1
- NFPA 505, fire safety standard for powered industrial trucks - type designations, areas of use, maintenance and operation.
- Occupational Safety and Health Administration (OSHA) regulations that may apply.

Contact your authorized CLARK forklift truck dealer for further information including operator training programs and auxiliary visual and audible warning systems, fire extinguishers, etc., as available for specific user applications and requirements.

Specifications, equipment, technical data, photos and illustrations are based on information at time of printing and are subject to change without notice. Some products may be shown with optional equipment.

STANDARD SPECIFICATIONS

General Information	1	Manufacturer		Clark
	2	Model	Manufacturer's Designation	WP 30
	3	Load Capacity	lbs(kg)	3000 (1360)
	4	Load Center	Fork Face Load CG in(mm)	24 (600)
	5	Power Unit	Electric	24 volt
	6	Operator Type		Walkie pallet
	7	Tire Type	Drive/Steer - load	Polyurethane / Polyurethane
	8	Wheels (x=driven)	Front/Rear	1x / 2
Basic Dimensions	13	Fork	Lift height to top of fork in(mm)	7.5 (191)
			Lowered height at heel/toe in(mm)	3.0 (76)
			Thickness in(mm)	1.9 (48)
			Width in(mm)	6.0 (152)
			Usable length¹ in(mm)	45.5 (1156)
	15	Overall Dimensions	Length to Fork Face in(mm)	18.8 (478)
			Overall width, forks in(mm)	27.0 (686)
	17		Width in(mm)	27.0 (686)
	18		Height in(mm)	26.5 (673)
	19	Handle Height	Ground to tip of released handle in(mm)	49.0 (1245)
Perfor	23	Turning Radius	in(mm)	58.0 (1473)
	24	Head Length	Front of frame to center of drive tire in(mm)	6.3 (160)
	28	Speeds	Travel Speed, Max w/ Load mph(kph)	2.5 (4.0)
Wt.	29		Travel Speed, Max w/o Load mph(kph)	2.8 (4.5)
	34	Service Weight	Including battery lbs(kg)	450 (204)
Chassis	39	Tires	Number, Front/Rear	1 / 2
	40		Size, Front in(mm)	8.26 X 2.76 (210X70)
			Size, Rear in(mm)	2.36 X 3.15 (60X80)
			Size, stabilizing casters in(mm)	N/A
	41	Wheelbase	With forks lowered in(mm)	49.5 (1257)
	44	Ground Clearance	Minimum without Load in(mm)	0.3 (7)
	45		At center of wheelbase in(mm)	0.8 (20)
			At front of frame in(mm)	2.7 (68)
	46	Service Brake	Type	Regenerative
	47	Parking Brake	Actuation	Auto electromagnetic
Drive Line		Steering	Type	Pivot arm
	48	Battery	Type	AGM
			Max. capacity (5 hr. rate) Ah	70
			Weight, minimum lbs(kg)	111 (50)
			Weight, maximum lbs(kg)	N/A
	49	Motors, Controls	Drive motor, diameter in(mm)	5.1 (129)
			Hydraulic motor, diameter in(mm)	3.0 (75)
			Drive motor control	Curtis enAble 1212
			Speed control	Infinitely variable
			Hydraulic motor control	Contactora
	57	Hydraulic Pressure	For lift psi	1600

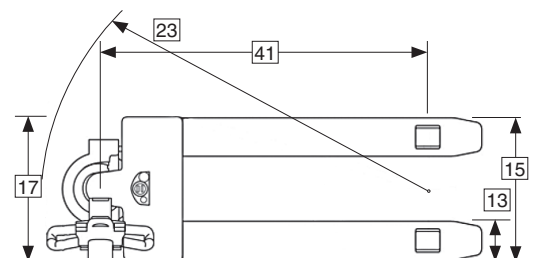
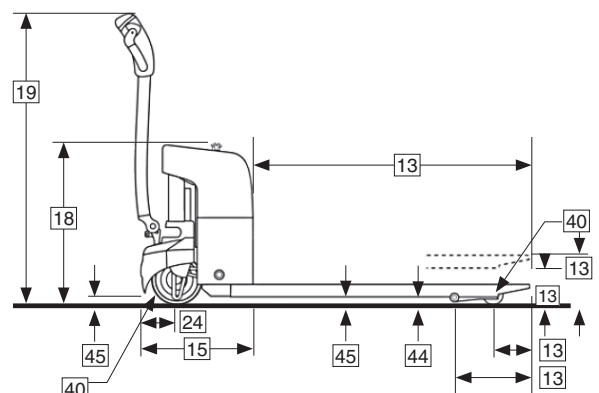
Notes: 1 Other fork lengths and widths combinations available.

Pallet Specifications

	inches	mm
Type: Double Faced Wood		
Size: Length	48	1219
Width (min-max)	32-48	813-1219
Bottom Board		
Nominal Thickness	0.75	19

Available Fork Lengths

Nominal Length		Actual Length	
inches	mm	inches	mm
32	813	32	815
36	914	36	915
42	1067	42.1	1070
48	1219	45.5	1220





100 YEARS OF MATERIAL HANDLING INNOVATION

A Centennial is an important milestone which not only celebrates longevity, but testifies to the strength of the CLARK brand across generations. This is reflected in the more than one million lift trucks manufactured by CLARK Material Handling Company over the past 100 years. Even more powerful than the number of trucks built is the company's legacy of innovation. It began in 1917 when employees of CLARK Equipment Company constructed a simple three-wheeled shop buggy to haul sand and castings between buildings at their Buchanan, Michigan plant. The "Trutractor" as the shop buggy was named, became



the first internal combustion material handling truck and was a great success. The industrial truck was born and in the process CLARK developed the first hydraulic lift. Through the years, many extraordinary inventions followed, among them the nested I-beam upright, overhead guard and operator restraint system. The founding principles of Eugene B. Clark are still true: "Aim always to build the best; never be content with just as good." Today the company remains focused on a bright future and the technologies and trends driving the material handling industry around the world. One Purpose, One Brand, One Legacy, One Century.

CLARK MATERIAL HANDLING COMPANY

North American Headquarters
700 Enterprise Drive • Lexington, KY 40510
866-252-5275 • www.clarkmhc.com



To Find Your Nearest Authorized
CLARK Dealer, Visit Our Website
www.clarkmhc.com

WP30 Feature Brochure
59-894-2042 Printed in USA revOTP01182.5K
© 2017 CLARK Material Handling Company